

HOW TO ACCESS YOUR **GROUP** IN SCHREINER ONE:

Log in to Schreiner One using your STUDENT ID number as User ID, and your network password as password.

User ID: 95000 Password: Login

Home
You are here: Home

Home
Home

- [Welcome](#)
- [Campus Announcements](#)
- [Campus Resources](#)

Home
[Welcome](#)

Welcome back [Personal Info](#) | [Logout](#)

Home [Welcome](#) [Academics](#) [Campus Life](#) [Sch](#)

You are here:

Home
Home

- [Welcome](#)
- [Campus Announcements](#)
- [Campus Resources](#)

[Add a Page](#)
[Context Manager](#)

Quick Links

- ▢ [My Pages](#)
- ▢ [My Groups](#)

Quick Links

- ▢ [My Pages](#)
- ▢ [My Groups](#)
 - [Honors](#)
 - [Summer Reading Program](#)

Home
[Welcome](#)

Welcome back Kathleen Smith W

Home Welcome Students

You are here: Campus Life > Cam

Freshman Honors
Summer Reading
Program

Main Page

Group Collaboration

• [Forums](#)

• [Group Directory](#)



Click on **GROUP COLLABORATION** in the navigation bar to find links to the **FORUMS** (blog) and **GROUP DIRECTORY** (for e-mailing your group members).



The “Forums” in Schreiner One are the same as the **BLOGS** you see on the web. You are able to start a thread, post comments to threads, and respond to the comments of others in your group. You are **NOT** able to alter the comments of others.

The Blog includes **CATEGORIES** (e.g., Discussion, Café, and General). Your group leader may add additional categories.

Within each Category are **TOPICS**, (e.g., Week One Discussion,” “Bios,” etc.) Your group leader may add additional topics.

When you click on a **Topic**, you are invited to add a thread. For **HELP**, click on the “?”

 [Edit page](#)  [Printer Friendly](#)

[Add a Thread](#) | [Subscribe to Topic](#)

	<u>Views</u>	<u>Replies</u>
13:42 PM	15	0